



## UDTAKIT | Disabled Toilet Alarm





POWER/  
LIGHT/  
BUZZER  
MODULE

RESET  
MODULE

PULL CORD  
MODULE



## Overview

### 1. Pull cord Module

1st pull handle to be 100mm from floor.

2nd pull handle to be mounted  
800/1000mm from floor.

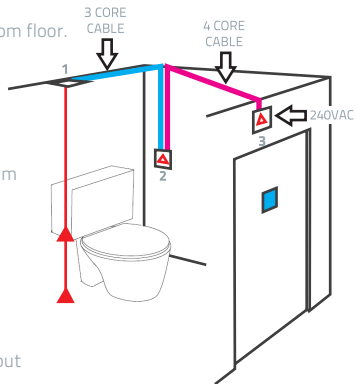
### 2. Reset Module

Module to be mounted maximum  
1200mm from the floor

### 3. Input Power, Light and Buzzer Module

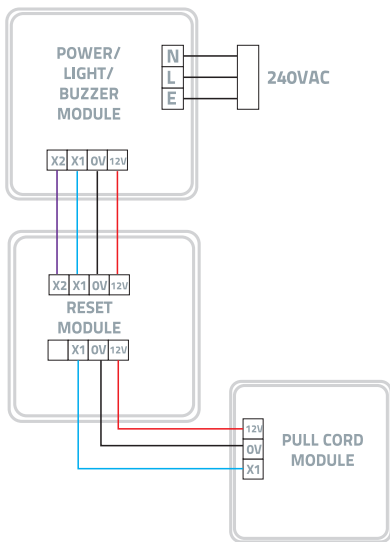
Activates when the Pull Cord  
is triggered.

Also provides system power input

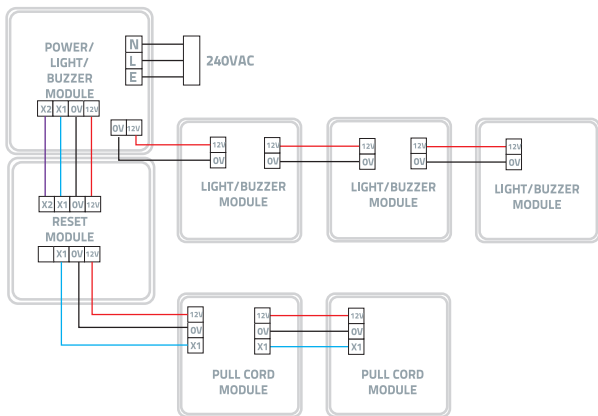


System designed to comply with care standards BS8300  
Installation to be carried out by a qualified electrician.

## Kit Wiring Configuration

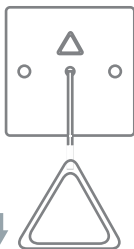


## Maximum Wiring Configuration



## Operation Guide

1



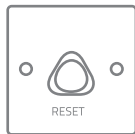
Pull triangle on cord  
to activate alarm

2



Light indication and buzzer  
will activate

3



Press the RESET button  
to reset the system





CE

Elite Security Products  
Unit 7, Target Park,  
Shawbank Road, Lakeside,  
Redditch B98 8YN

Tel: +44 (0) 1527 51 51 50

Fax: +44 (0) 1527 51 51 43

[www.espuk.com](http://www.espuk.com) • [info@espuk.com](mailto:info@espuk.com)



A **Scolmore** GROUP  
Company

K16